

Scaled data based on original data using
LM-79-08 Approved Method: Electrical and Photometric Measurements of Solid-
State Lighting Products

Test Report Prepared for
Cooper Lighting Solutions
(formerly Eaton)

Brand: McGRAW-EDISON

Report Number: P385632

Luminaire Tested: **GWC-SA1B-722-U-SL4-HSS**

Issue Date: 3/3/2020

Test Information

Test Method: LM-79-08
Report Number: P385632
TEST IS SCALED FROM IESNA LM-79-08 TEST DATA (G2-1903-205-25)
Test Lab: INNOVATION CENTER
Issue Date: 3/3/2020
Manufacturer: COOPER LIGHTING SOLUTIONS (FORMERLY EATON)
Product Line: MCGRAW-EDISON
Catalog Number: GWC-SA1B-722-U-SL4-HSS
Description: GALLEON WALL LUMINAIRE
(1) 70 CRI, 2200K, 800mA LIGHTSQUARE WITH 16 LEDS AND TYPE IV SPILL LIGHT
ELIMINATOR OPTICS WITH HOUSE SIDE SHIELD
Light Source: -
Ballast/Driver: ELECTRONIC DRIVER

Summary

Lumens per Lamp: N/A
Luminaire Lumens: 3642 lumens
Efficiency: N/A
Efficacy: 82.8 lumens/watt
Luminous Opening: Rectangular (W 0.5' x L: 0.5' x H: 0')
IES Classification: Type IV - Short
BUG Rating: B0 - U0 - G1

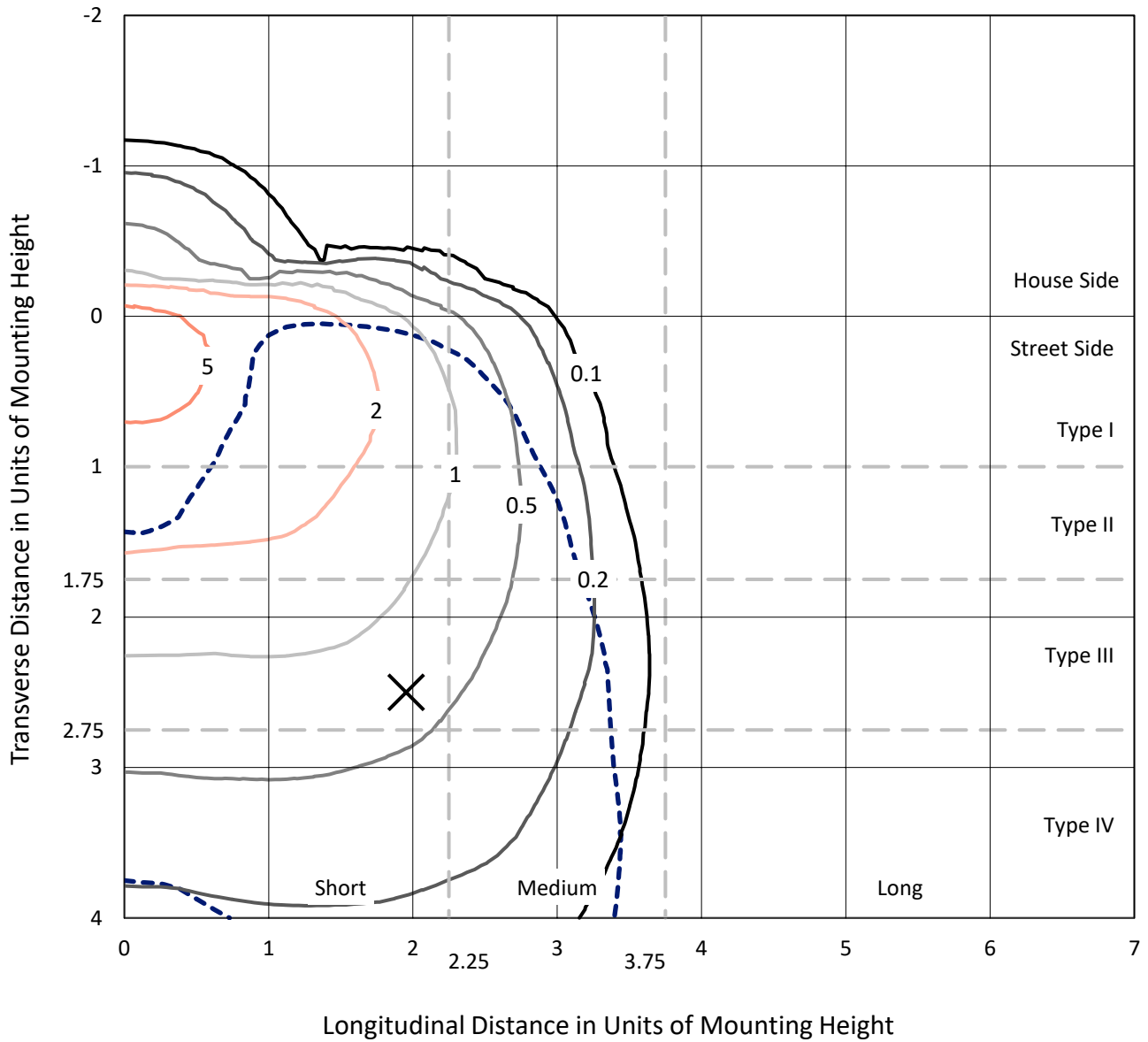
Input Watts (W): 44
Input Voltage (V): NR
Input Current (A_{in}): NR
Voltage Rise (V): NR
Power Factor: NR
Total Harmonic Distortion (THDi): NR
Frequency (hertz): 60
Stabilization Time: NR
Operation Time: NR
Ambient Temperature (°C): NR
Test Distance: 24 FT



REPORT NUMBER: P385632
 CATALOG NUMBER: GWC-SA1B-722-U-SL4-HSS

Iso-Footcandle Lines of Horizontal Illumination

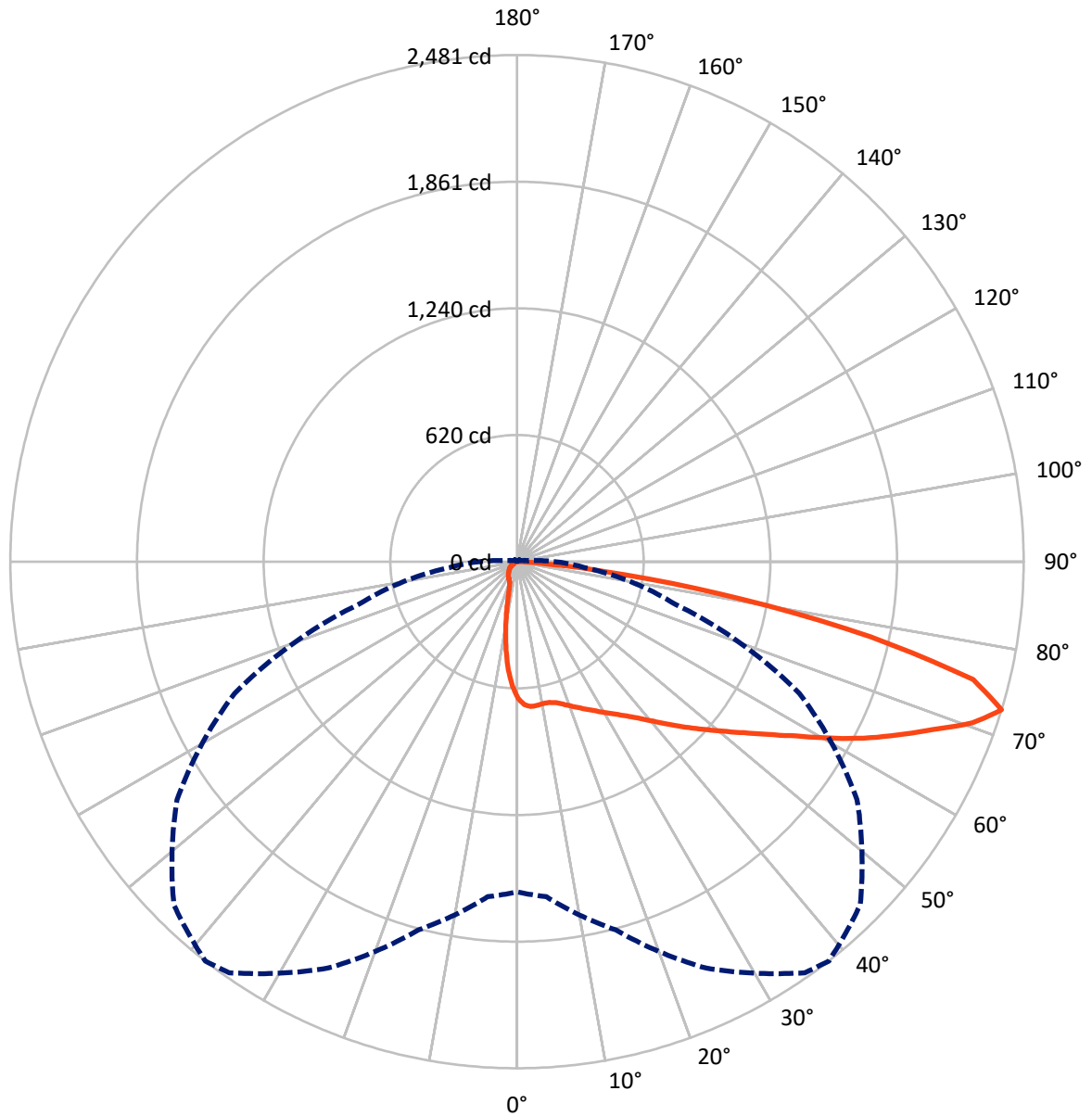
× Max cd
 - - - 1/2 Max cd



Based on 10 foot mounting height. Maximum calculated value = 7.1 fc
 Type IV - Short - N/A

REPORT NUMBER: P385632
CATALOG NUMBER: GWC-SA1B-722-U-SL4-HSS

Luminous Intensity Polar Plot



— Vertical Plane Through 38-Deg Lateral - - - Horizontal Cone Through 72.5-Deg Vertical

REPORT NUMBER: P385632

CATALOG NUMBER: GWC-SA1B-722-U-SL4-HSS

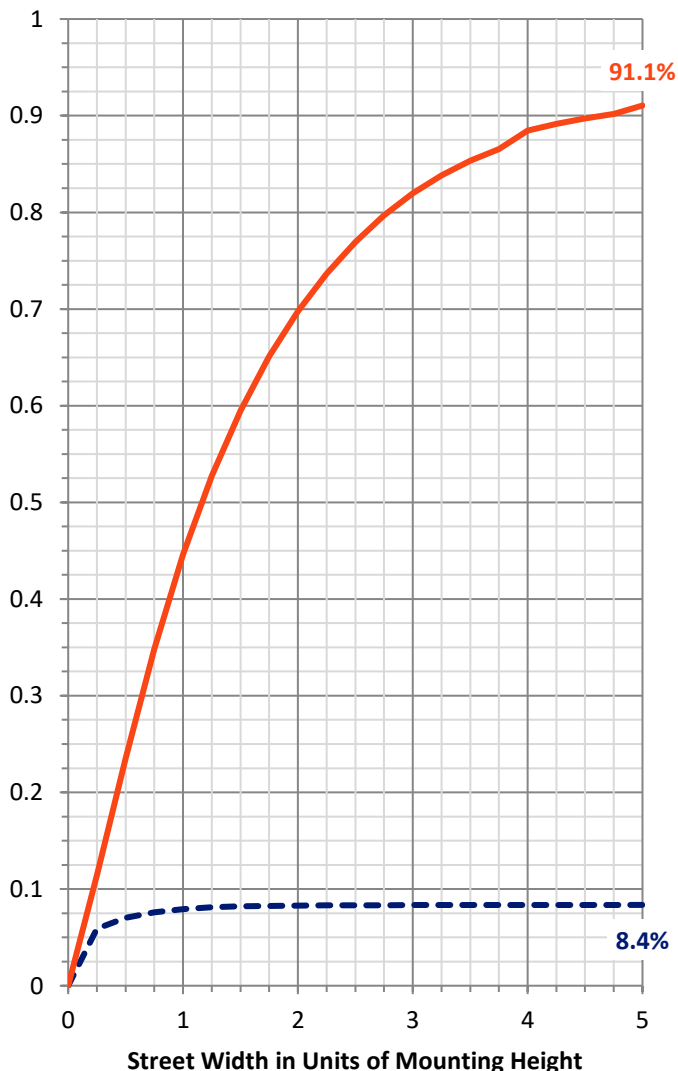
FLUX DISTRIBUTION:

		Downward	Upward	Total
House Side	Lumens	306.5	0.0	306.5
	% Fixture	8.4	0.0	8.4
Street Side	Lumens	3335.5	0.0	3335.5
	% Fixture	91.6	0.0	91.6
Total	Lumens	3642.0	0.0	3642.0
	% Fixture	100.0	0.0	100.0

ZONAL LUMENS:

Zone	Lumens	% Fixture
0°-10°	57.1	1.6
10°-20°	139.6	3.8
20°-30°	222.0	6.1
30°-40°	333.7	9.2
40°-50°	509.1	14.0
50°-60°	719.5	19.8
60°-70°	902.5	24.8
70°-80°	674.8	18.5
80°-90°	83.7	2.3
90°-100°	0.0	0.0
100°-110°	0.0	0.0
110°-120°	0.0	0.0
120°-130°	0.0	0.0
130°-140°	0.0	0.0
140°-150°	0.0	0.0
150°-160°	0.0	0.0
160°-170°	0.0	0.0
170°-180°	0.0	0.0
0°-90°	3642.0	100.0
0°-180°	3642.0	100.0

Coefficient of Utilization



REPORT NUMBER: P385632

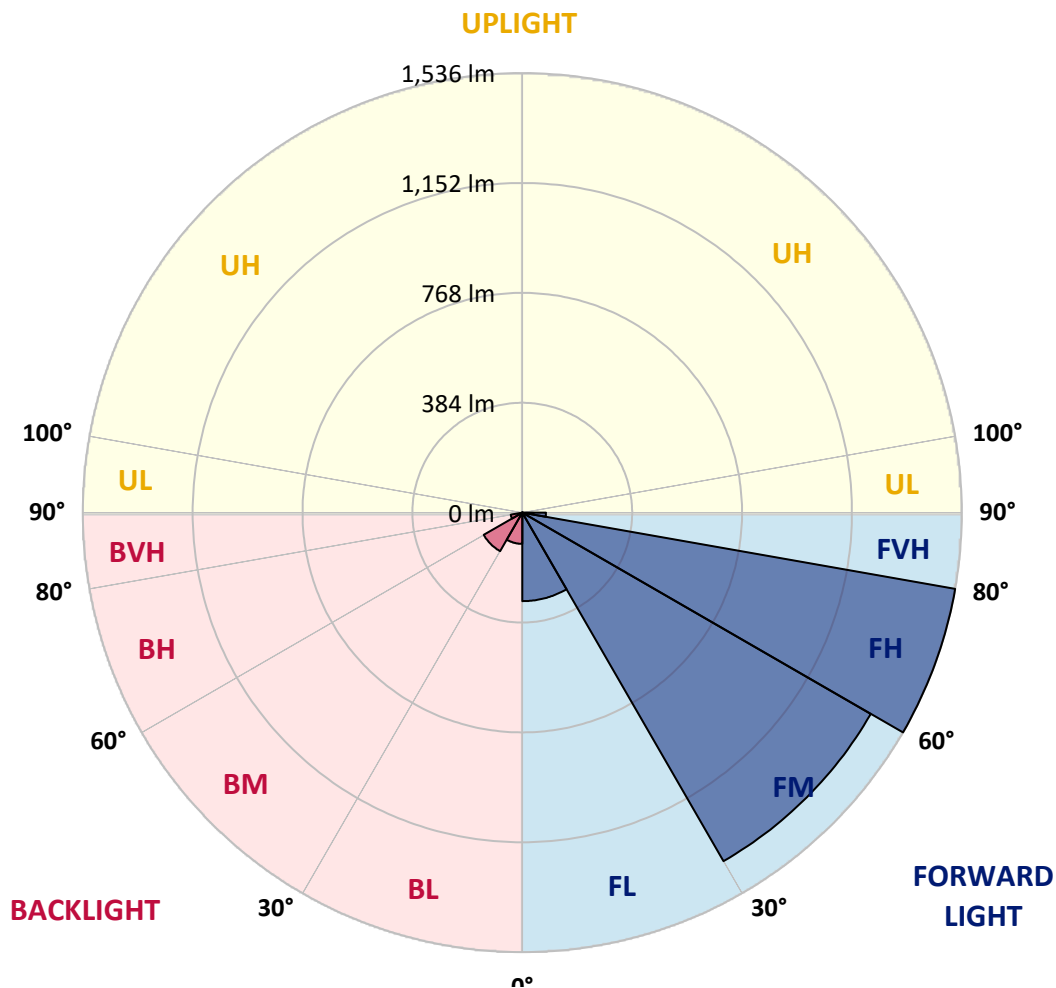
CATALOG NUMBER: GWC-SA1B-722-U-SL4-HSS

LUMINAIRE CLASSIFICATION SYSTEM LUMEN TABLE AND BUG RATING:

Zone	Lumens	% Fixture	Zone Rating/Lumen Limit		
			B	U	G
FL (0°-30°)	309.5	8.5			
FM (30°-60°)	1406.7	38.6			
FH (60°-80°)	1536.4	42.2			G1/1800
FVH (80°-90°)	82.9	2.3			G1/100
BL (0°-30°)	109.1	3.0	B0/110		
BM (30°-60°)	155.6	4.3	B0/220		
BH (60°-80°)	40.9	1.1	B0/110		G0/110
BVH (80°-90°)	0.8	0.0			G0/10
UL (90°-100°)	0.0	0.0		U0/0	
UH (100°-180°)	0.0	0.0		U0/0	

BUG Rating: B0-U0-G1

Type IV Short





REPORT NUMBER: P385632
 CATALOG NUMBER: GWC-SA1B-722-U-SL4-HSS

CANDELA DISTRIBUTION (FULL):

	0°	5°	15°	25°	35°	38°	45°	55°	65°	75°	85°
0°	669.8	669.8	669.8	669.8	669.8	669.8	669.8	669.8	669.8	669.8	669.8
2.5°	710.9	711.0	709.4	706.7	703.2	701.4	698.3	693.5	688.4	679.1	669.1
5°	725.4	725.4	723.3	719.7	714.1	712.4	706.7	698.9	688.4	673.4	656.6
7.5°	723.9	724.2	721.3	717.5	712.0	710.4	703.5	694.9	681.7	663.6	642.1
10°	716.0	716.8	714.5	712.7	707.6	705.9	699.4	690.8	677.6	658.3	633.6
12.5°	708.0	708.8	709.5	711.2	708.0	707.4	702.3	695.0	682.5	662.3	634.5
15°	702.9	704.4	709.8	716.3	717.1	716.5	713.2	706.4	693.6	672.8	641.0
17.5°	702.9	705.3	716.6	729.0	733.4	733.9	731.0	721.5	706.4	684.0	647.1
20°	708.8	712.1	729.8	747.3	754.6	754.6	749.0	735.7	718.0	694.1	651.1
22.5°	723.9	728.3	750.5	770.8	778.5	776.8	769.3	749.9	730.1	705.6	656.3
25°	753.7	757.0	780.2	800.6	805.3	801.5	792.0	767.2	745.5	721.2	665.7
27.5°	792.1	792.6	816.5	833.7	830.8	828.3	816.3	788.8	767.8	743.4	681.9
30°	834.3	834.3	855.3	868.5	859.7	857.6	845.7	815.0	796.2	773.7	704.8
32.5°	875.2	877.0	894.1	902.4	892.5	890.4	878.8	848.1	834.0	819.8	740.7
35°	914.6	916.0	932.2	936.7	927.3	927.9	919.6	893.6	888.3	886.5	794.7
37.5°	952.9	953.2	969.7	972.6	967.9	973.0	973.8	950.8	960.6	975.3	870.8
40°	987.8	988.1	1004.5	1011.9	1019.9	1026.6	1032.5	1020.2	1052.7	1086.8	961.4
42.5°	1015.8	1019.0	1039.7	1053.8	1075.0	1087.7	1103.7	1103.1	1162.4	1213.5	1070.9
45°	1040.5	1045.9	1074.8	1099.5	1135.8	1156.0	1181.1	1200.8	1285.8	1354.6	1181.7
47.5°	1073.0	1078.1	1111.1	1151.5	1199.9	1226.5	1268.1	1310.6	1421.5	1493.2	1290.0
50°	1118.8	1116.6	1149.1	1207.0	1269.2	1304.1	1363.4	1427.1	1556.1	1613.9	1353.7
52.5°	1167.7	1166.8	1190.8	1267.4	1350.8	1391.7	1470.0	1547.5	1684.8	1697.1	1382.9
55°	1228.2	1221.7	1241.9	1336.2	1447.8	1491.7	1583.9	1666.7	1787.4	1744.0	1397.6
57.5°	1291.6	1280.8	1300.2	1412.9	1557.2	1609.0	1710.1	1782.8	1855.6	1776.0	1397.4
60°	1357.0	1344.3	1367.3	1508.8	1693.0	1753.0	1846.8	1861.3	1919.3	1792.2	1387.1
62.5°	1411.8	1404.2	1438.4	1611.3	1844.7	1903.7	1950.1	1932.7	1973.0	1804.8	1363.1
65°	1469.7	1470.2	1525.4	1730.9	2005.9	2045.7	2049.6	2025.3	2017.9	1802.2	1281.7
67.5°	1548.1	1555.3	1647.5	1893.4	2162.8	2193.5	2193.2	2125.6	2050.7	1699.9	1101.3
70°	1631.0	1648.1	1788.1	2079.3	2334.0	2365.2	2349.1	2189.4	1930.9	1374.6	779.4
72.5°	1617.1	1646.7	1866.3	2196.5	2457.0	2480.7	2376.5	2032.5	1526.2	798.9	331.9
75°	1247.5	1281.9	1711.3	2080.3	2327.9	2306.6	2041.9	1581.7	834.0	222.9	74.7
77.5°	659.0	677.3	1130.5	1584.8	1815.2	1770.6	1438.4	877.4	254.3	55.2	33.6
80°	345.2	349.4	492.6	899.2	1120.3	1120.6	852.5	385.4	104.8	28.3	22.5
82.5°	184.8	188.5	260.3	415.5	587.0	532.1	326.4	212.1	61.0	16.0	21.6
85°	44.5	45.2	147.6	189.8	230.8	164.9	97.0	178.0	16.5	9.4	17.5
87.5°	17.1	17.4	54.8	82.1	58.8	38.1	45.4	66.4	2.1	3.6	2.7
90°	0.0	0.0	0.0	0.0	0.0	0.0	0.0	0.0	0.0	0.0	0.0



REPORT NUMBER: P385632
 CATALOG NUMBER: GWC-SA1B-722-U-SL4-HSS

CANDELA DISTRIBUTION (continued):

	90°	95°	105°	115°	125°	135°	145°	155°	165°	175°	180°
0°	669.8	669.8	669.8	669.8	669.8	669.8	669.8	669.8	669.8	669.8	669.8
2.5°	663.1	659.2	649.5	637.2	626.3	618.5	606.7	599.0	593.8	593.7	591.7
5°	646.3	638.3	617.4	592.6	570.1	549.8	525.9	507.0	492.9	490.7	485.8
7.5°	628.3	615.1	583.1	544.4	506.5	468.1	423.5	395.8	372.1	360.7	359.5
10°	617.3	598.8	553.3	497.3	438.0	375.6	317.2	276.8	247.6	239.3	233.1
12.5°	615.0	590.6	530.3	453.2	368.5	285.9	221.3	178.3	155.0	147.6	145.7
15°	617.3	586.9	510.9	409.4	298.0	202.8	148.5	123.6	114.8	112.7	112.5
17.5°	618.6	582.3	489.0	360.9	229.6	144.9	113.7	106.5	105.1	105.0	105.3
20°	618.5	575.4	462.8	306.7	170.8	113.9	102.9	101.3	101.0	101.2	101.0
22.5°	617.4	567.2	434.1	250.9	129.0	101.8	98.2	97.3	97.1	97.1	97.1
25°	619.4	560.7	402.5	197.5	106.3	96.2	93.9	93.2	93.0	93.0	92.7
27.5°	626.5	557.1	367.8	152.0	96.0	91.2	89.4	89.2	88.8	88.6	88.9
30°	638.0	557.1	329.9	118.3	89.8	86.1	84.7	84.4	84.2	84.1	84.2
32.5°	658.3	561.3	288.4	98.3	83.9	80.3	79.4	79.9	79.4	79.4	79.4
35°	694.9	574.0	245.0	85.8	77.7	74.7	73.8	74.4	74.1	74.1	74.0
37.5°	748.3	597.6	201.3	78.2	72.3	69.1	67.9	68.8	68.5	68.5	68.4
40°	813.3	631.9	159.7	72.5	67.0	63.7	62.6	63.1	62.3	62.3	62.6
42.5°	893.6	675.5	123.4	66.9	61.7	58.5	57.9	57.5	56.1	55.4	55.5
45°	982.8	720.9	96.2	61.4	56.7	54.1	53.2	52.0	49.8	48.2	48.4
47.5°	1062.6	755.8	78.2	56.1	52.2	50.2	48.9	46.6	43.3	41.4	41.6
50°	1104.5	761.1	66.6	50.8	47.9	46.0	44.0	40.5	36.6	34.6	34.5
52.5°	1115.2	736.3	57.9	46.0	43.7	41.4	38.9	34.2	29.8	27.7	27.4
55°	1119.1	698.5	50.2	41.4	39.2	36.6	33.3	28.0	23.9	21.8	21.6
57.5°	1106.1	642.1	44.2	37.4	34.6	31.5	27.4	22.4	18.5	16.8	16.8
60°	1077.2	565.7	39.5	33.0	29.9	26.3	22.1	17.4	13.8	12.4	12.4
62.5°	1019.6	466.8	35.1	28.4	25.6	21.8	17.8	13.2	9.7	8.9	9.1
65°	910.9	354.1	30.7	24.4	21.8	18.0	13.9	9.4	6.5	6.5	6.8
67.5°	742.8	245.9	26.2	20.7	18.8	14.7	10.6	6.5	4.5	5.1	5.7
70°	491.7	137.9	22.4	17.1	16.0	11.6	7.9	4.4	3.6	4.8	5.9
72.5°	185.6	53.7	18.8	13.8	13.9	8.9	5.6	3.3	3.3	5.3	7.0
75°	51.7	26.3	13.5	10.1	10.9	6.5	4.1	2.9	3.2	6.1	8.2
77.5°	30.4	19.4	8.8	5.9	7.4	4.5	2.7	2.3	2.7	5.1	7.9
80°	24.5	10.3	5.1	3.0	4.1	2.6	1.8	1.4	0.8	2.0	4.1
82.5°	24.5	6.2	2.4	2.1	2.1	1.4	0.9	0.6	0.2	0.0	1.1
85°	16.5	2.6	1.5	1.4	1.1	0.5	0.3	0.2	0.0	0.0	0.0
87.5°	2.7	1.1	0.6	0.3	0.2	0.0	0.0	0.0	0.0	0.0	0.0
90°	0.0	0.0	0.0	0.0	0.0	0.0	0.0	0.0	0.0	0.0	0.0

Signify Classified - Internal
Cooper Lighting Solutions Photometric Lab
1121 Highway 74 South
Peachtree City, GA 30269

Scaled Data Report



Report Generated By 670245982

Signify Classified - Internal
Cooper Lighting Solutions Photometric Lab
1121 Highway 74 South
Peachtree City, GA 30269

Scaled Data Report



Signify Classified - Internal
Cooper Lighting Solutions Photometric Lab
1121 Highway 74 South
Peachtree City, GA 30269

Scaled Data Report



Signify Classified - Internal
Cooper Lighting Solutions Photometric Lab
1121 Highway 74 South
Peachtree City, GA 30269

Scaled Data Report



Signify Classified - Internal
Cooper Lighting Solutions Photometric Lab
1121 Highway 74 South
Peachtree City, GA 30269

Scaled Data Report



--- HS — SS

Signify Classified - Internal
Cooper Lighting Solutions Photometric Lab
1121 Highway 74 South
Peachtree City, GA 30269

Scaled Data Report



u

Signify Classified - Internal
Cooper Lighting Solutions Photometric Lab
1121 Highway 74 South
Peachtree City, GA 30269

Scaled Data Report



Signify Classified - Internal
Cooper Lighting Solutions Photometric Lab
1121 Highway 74 South
Peachtree City, GA 30269

Scaled Data Report



(END OF REPORT)